

# CellDrop™

## Count Cells Without Slides

Brightfield

Dual Fluorescence

Automated Cell Counter



## Why Do Scientists Choose CellDrop?

### Automated Cell Counting Without Slides

Eliminate Costs and Plastic Waste

### Widest Dynamic Range

Variable height chamber:  $7 \times 10^2 - 2.5 \times 10^7$  cells/mL

### Maintenance-Free Design

No recalibration required

### Rapid Cell Counts and Viability

Brightfield – 3 seconds, Dual Fluorescence – 8.5 seconds

### Multi-Award Winning

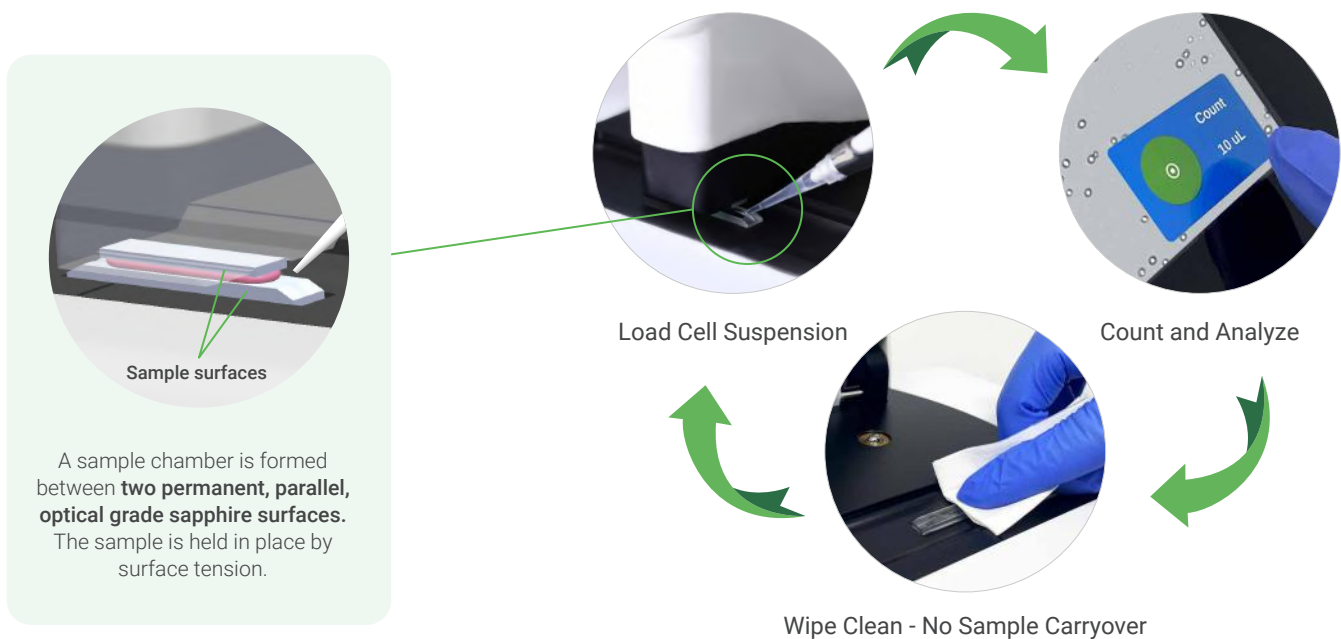
Life Science Product of the Year & Platinum Seal of Quality

### Powerful Data Reporting and Connectivity

Wi-Fi, USB, Email, Ethernet and more

## DirectPipette™ Technology: Count Cells Without Slides

DeNovix patented DirectPipette technology replaces hemocytometers and plastic slides traditionally used in cell counting. Simply lower the arm, pipette 10  $\mu$ L of cell suspension into the chamber and press Count. After wiping the measurement surfaces with a dry lab wipe, the CellDrop is ready for the next sample. The variable height chamber extends the cell density range of samples and enables analysis of cells up to 400 microns.



**5+** MILLION  
Slides Saved

Save Money



Reduce Waste



Save Time





The CellDrop improves efficiency and sustainability in cell counting by removing the need for plastic slides. Scientists around the world have prevented over 5 million plastic slides from being disposed of by counting cells without slides.



# Automated Brightfield and Fluorescence Models

## CellDrop BF: Brightfield


Rapid and reliable for tissue culture counts and viability measurements. Widely used for samples with low or no debris present.



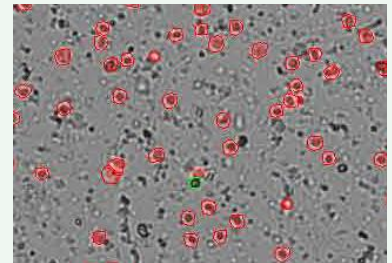
Live and dead CHO cells stained with **Trypan Blue**

## CellDrop FL: Brightfield and Dual Fluorescence

Improve the accuracy of counts and viability measurements, even with challenging samples. Dual fluorescence optics and assays such as AO/PI (Acridine Orange / Propidium Iodide) combine to eliminate subjectivity and reliably identify live and dead cells.



Easily differentiate PBMCs from non-nucleated RBCs and debris with **AO/PI**



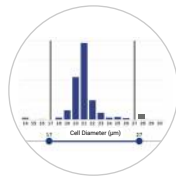
Counting isolated nuclei & intact cells from embryonic mouse brain tissue with **AO/PI**

## EasyApps™: Powerful, Intuitive Cell Counting Software

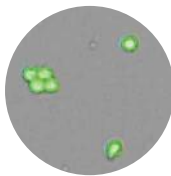
DeNovix software is designed by life scientists, for life scientists. Standardize counts, remove subjectivity and streamline lab workflows. Easily customize protocol settings (diameter, roundness, irregularity, etc.) to optimize counts for a wide variety of cell types.




Pre-installed EasyApps




Cell Size Gating



Advanced Declustering



Autofocus



Irregular Cell Detection



Flexible Data Export

## Rapid Data Analysis and Reporting

- Full range of cell count, cluster and viability results
- HD Touchscreen: live preview and instant onscreen image analysis
- Autosave: stores thousands of results and images onboard
- Powerful Data App: search, view and report on saved experiments
- Export and print PDF reports, .csv data files, images and cell histograms
- Automated cell dilution calculator





## Hazardous Samples

The small footprint and onboard processing allow the CellDrop to fit inside most flow hoods. The instrument is also compatible with a range of disposable or reusable slides for hazardous samples that require containment.



## Compliance Ready

DeNovix offers an optional suite of software controls that allow regulated GxP facilities to easily add CellDrop to their cell counting workflow. The software is fully integrated within the onboard operating system and includes a range of features essential to ensuring compliance: password-protected access, electronic signature controls and secure audit trail reporting. Optional IQ-OQ documentation and factory-validated Performance Verification Slides are available if required for installation validation and acceptance testing.

## Specifications

<b>Dynamic Range</b>	7 x 10 <sup>2</sup> to 2.5 x 10 <sup>7</sup> cells / mL	<b>Glove Compatibility</b>	All common lab gloves
<b>Sample Volume</b>	5.0 µL (high density), 10 µL (standard), 40 µL (low density)	<b>Images</b>	FL: 2048 x 1536 px (3.15 MP) BF: 2592 x 1944 px (5 MP) with overlay capabilities
<b>Measurement Speed</b>	At 1 x 10 <sup>6</sup> cells / mL: Brightfield 3 seconds AO/PI 8.5 seconds	<b>Focus</b>	Autofocus or user-controlled
<b>CellDrop FL Modes</b>	Dual Fluorescence Single Fluorescence Fluorescence + Brightfield	<b>Connectivity</b>	Wi-Fi, Ethernet, HDMI, 3 USB ports
<b>CellDrop BF Modes</b>	Brightfield	<b>Footprint (L x W x H)</b>	37 cm x 21 cm x 18 cm
<b>Sample Surfaces</b>	Optical Sapphire	<b>Weight</b>	8 kg
<b>Brightfield Illumination</b>	LED 530 nm	<b>Operating Voltage</b>	12 VDC
<b>Fluorescence Illumination</b>	LED 470 nm	<b>Approvals</b>	UL/CSA, CE, FCC, Japan CAB
<b>Emission Filters</b>	AO 525 nm +/- 25 nm, PI 645 nm +/- 37 nm	<b>Manufacture Location</b>	USA
<b>Gesture Recognition</b>	Multipoint touch, swipe, pinch	<b>Warranty</b>	2 Years
<b>Display</b>	7" high definition color display	<b>Internal Storage</b>	120 GB SSD - upgradable to 1 TB
		<b>Accessories</b>	Barcode, reader, keyboard, mouse



**DeNovix Inc.**

3411 Silverside Road - Hanby Building  
Wilmington, DE 19810 USA

Phone: +1.302.442.6911  
Email: [info@denovix.com](mailto:info@denovix.com)

**DeNovix**<sup>®</sup>

Copyright ©2022 DeNovix Inc. 29-MAR-2022